



■ Features :

- Interchangeable AC plugs (plug kit sold separately)
- Universal AC input / Full range
- No load power consumption < 0.075W
- **Energy efficiency Level VI**
- Comply with EISA 2007/DoE and EU ErP
- Class II power (without earth pin)
- Protections: Short circuit / Overload / Over voltage
- Pass LPS
- Fully enclosed plastic case
- LED indicator for power on
- 2 years warranty



Interchangeable AC plug specifically for GE series

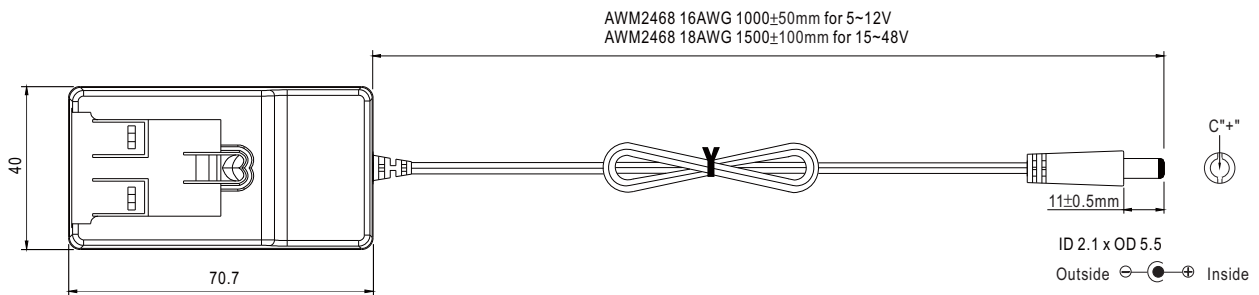
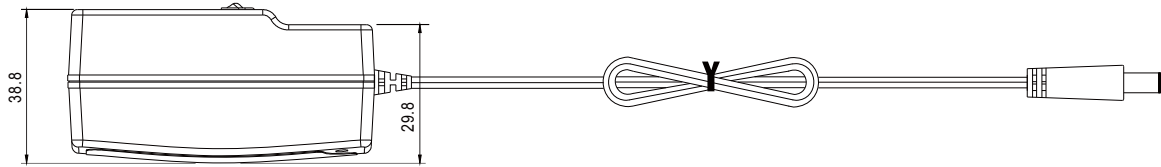
TYPE					
	Australian type	U.K type	European type	US type	Mix four type
ORDER NO.	AC plug-AU	AC plug-UK	AC plug-EU	AC plug-US	AC plug-MIX

SPECIFICATION

POWER SUPPLY MAIN BODY ORDER NO.	GE12I05-P1J	GE12I07-P1J	GE12I09-P1J	GE12I12-P1J	GE12I15-P1J	GE12I18-P1J	GE12I24-P1J	
OUTPUT	SAFETY MODEL NO.	GE12I05	GE12I07	GE12I09	GE12I12	GE12I15	GE12I18	GE12I24
	DC VOLTAGE <small>Note.2</small>	5V	7.5V	9V	12V	15V	18V	24V
	RATED CURRENT	2.0A	1.33A	1.33A	1.0A	0.8A	0.83A	0.625A
	CURRENT RANGE	0 ~ 2.0A	0 ~ 1.33A	0 ~ 1.33A	0 ~ 1.0A	0 ~ 0.8A	0 ~ 0.83A	0 ~ 0.625A
	RATED POWER	10W	10W	12W	12W	12W	15W	15W
	RIPPLE & NOISE (max.) <small>Note.3</small>	50mVp-p	75mVp-p	100mVp-p	120mVp-p	150mVp-p	180mVp-p	240mVp-p
	VOLTAGE TOLERANCE <small>Note.4</small>	±5.0%	±5.0%	±5.0%	±3.0%	±3.0%	±3.0%	±3.0%
	LINE REGULATION <small>Note.5</small>	±1.0%	±1.0%	±1.0%	±1.0%	±1.0%	±1.0%	±1.0%
	LOAD REGULATION <small>Note.6</small>	±5.0%	±5.0%	±5.0%	±3.0%	±3.0%	±3.0%	±3.0%
SETUP, RISE, HOLD UP TIME	4000ms, 100ms, 30ms / 230VAC      4000ms, 100ms, 10ms / 115VAC at full load							
INPUT	VOLTAGE RANGE <small>Note.7</small>	90 ~ 264VAC      135 ~ 370VDC						
	FREQUENCY RANGE	47 ~ 63Hz						
	EFFICIENCY (Typ.)	80%	82%	84%	84%	85%	85%	85.5%
	AC CURRENT	0.4A / 100VAC      0.25A / 230VAC						
	INRUSH CURRENT (max.)	COLD START 40A / 100VAC      80A / 230VAC						
	LEAKAGE CURRENT (max.)	0.25mA / 240VAC						
PROTECTION	OVERLOAD	110% ~ 200% rated output power Protection type : Hiccup mode, recovers automatically after fault condition is removed						
	OVER VOLTAGE	115% ~ 135% rated output voltage Protection type : Clamp by zener diode						
ENVIRONMENT	WORKING TEMP.	-10 ~ +50°C (Refer to "Derating Curve")						
	WORKING HUMIDITY	20% ~ 90% RH non-condensing						
	STORAGE TEMP., HUMIDITY	-20 ~ +85°C, 10 ~ 95% RH						
	TEMP. COEFFICIENT	±0.03% / °C (0 ~ 30°C)						
	VIBRATION	10 ~ 500Hz, 2G 10min./1cycle, period for 60min. each along X, Y, Z axes						
SAFETY & EMC <small>(Note. 8)</small>	SAFETY STANDARDS	UL60950-1, CSA C22.2, TUV EN60950 -1, AS/NZS 60950.1, CCC GB4943 approved						
	WITHSTAND VOLTAGE	I/P-O/P:4242VDC						
	ISOLATION RESISTANCE	I/P-O/P:100M Ohms / 500VDC / 25°C / 70% RH						
	EMC EMISSION	Compliance to EN55022, EN61000-3-2,3, FCC part15, GB9254, GB17625.1						
OTHERS	EMC IMMUNITY	Compliance to EN61000-4-2,3,4,5,6,8,11, light industry level, criteria A						
	LIFE	2 years : 100% load 30°C, 8 hours / day						
	MTBF	100Khrs min.      MIL-HDBK-217F (25°C)						
	DIMENSION	70.7*40*38.8mm (L*W*H)						
DC OUTPUT CONNECTOR	PACKING	97g ; 50pcs / 6.3kg / CARTON						
	PLUG	See page 2 ; Other type available by customer requested						
NOTE	CABLE	See page 2 ; Other type available by customer requested						
	<p>1. All parameters are specified at 230VAC input, rated load, 25°C 70% RH ambient.</p> <p>2. DC voltage: The output voltage set at point measure by plug terminal &amp; 50% load.</p> <p>3. Ripple &amp; noise are measured at 20MHz by using a 12" twisted pair terminated with a 0.1uf &amp; 47uf capacitor.</p> <p>4. Tolerance: includes set up tolerance, line regulation, load regulation.</p> <p>5. Line regulation is measured from low line to high line at rated load.</p> <p>6. Load regulation is measured from 10% to 100% rated load</p> <p>7. Derating may be needed under low input voltage. Please check the derating curve for more details.</p> <p>8. The power supply is considered as an independent unit, but the final equipment still need to re-confirm that the whole system complies with the EMC directives. For guidance on how to perform these EMC tests, please refer to "EMI testing of component power supplies." (as available on <a href="http://www.meanwell.com">http://www.meanwell.com</a>)</p> <p>9. Main body unit and AC inlet plug should be ordered separately ; it needs to be used along with any of the AC inlet plug.</p>							

**Mechanical Specification**

Unit:mm

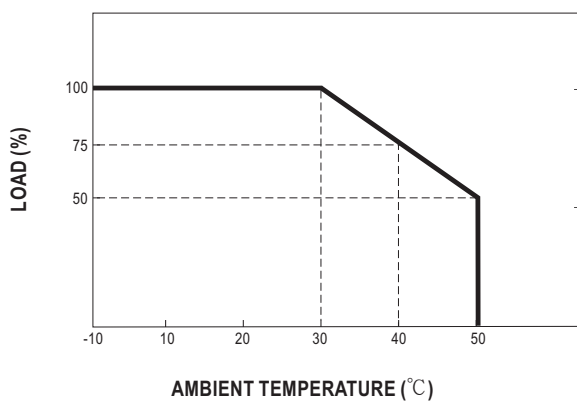


**Plug Assignment**

Standard plug: P1J

P1J	
P/N	OUTPUT
CENTER	+

**Derating Curve**



**Static Characteristics**

