

C/A-302X, C/A-362X DUAL DIGITS DISPLAY


Shape	Part No.		Chip		Wave Length λ_p (nm)	Electro-Optical Characteristics			Fig. No.
	Common Cathode	Common Anode	Raw Material	Emitted Color		Vf(V)20mA		Iv(ucd)10mA	
						Typ.	Max.	Typ.	
	C-302H	A-302H	GaP	Red	700	2.1	2.8	550	D25
	C-302E	A-302E	GaAsP/GaP	Hi.effi Red	635	2.0	2.8	1800	
	C-302G	A-302G	GaP	Green	565	2.1	2.8	1600	
	C-302Y	A-302Y	GaAsP/GaP	Yellow	585	2.1	2.8	1500	
	C-302SR	A-302SR	GaAlAs	Super Red	660	1.8	2.4	5000	
	C-362H	A-362H	GaP	Red	700	2.1	2.8	550	D26
	C-362E	A-362E	GaAsP/GaP	Hi.effi Red	635	2.0	2.8	1800	
	C-362G	A-362G	GaP	Green	565	2.1	2.8	1600	
	C-362Y	A-362Y	GaAsP/GaP	Yellow	585	2.1	2.8	1500	
	C-362SR	A-362SR	GaAlAs	Super Red	660	1.8	2.4	5000	

Fig.D25

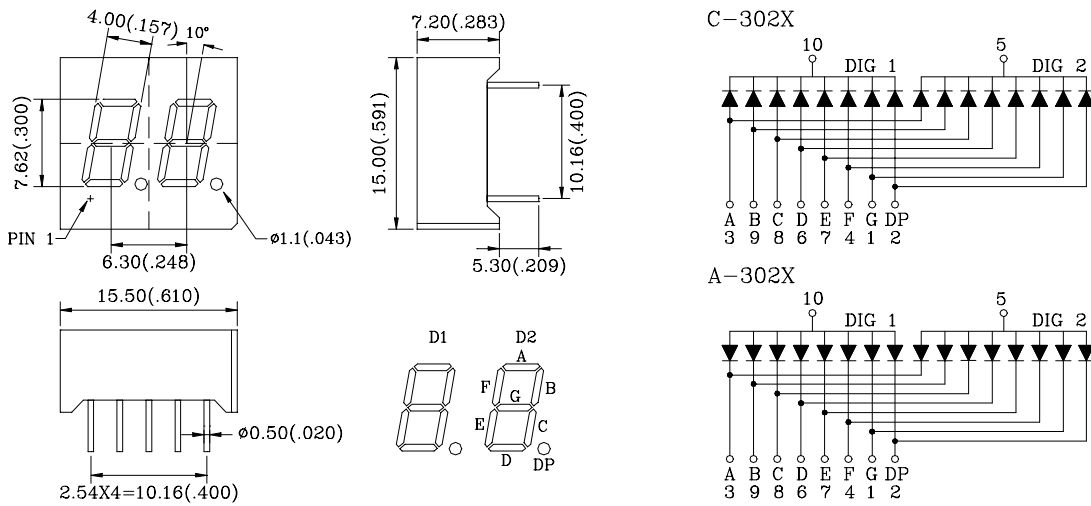
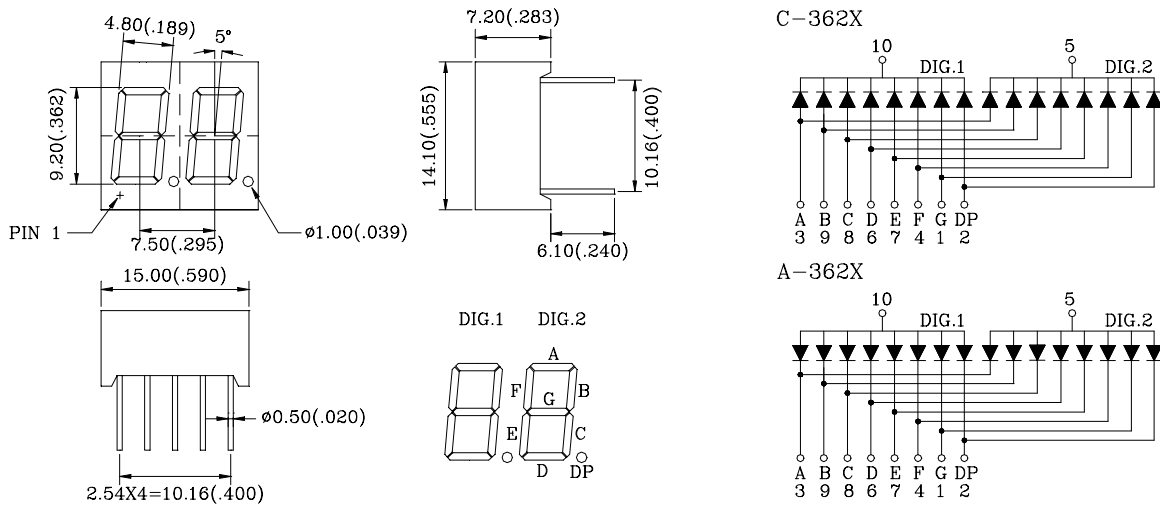


Fig.D26



1.All dimension are in millimeters (inches).
2.Tolerance is ± 0.25 mm (0.01") unless otherwise specified.