

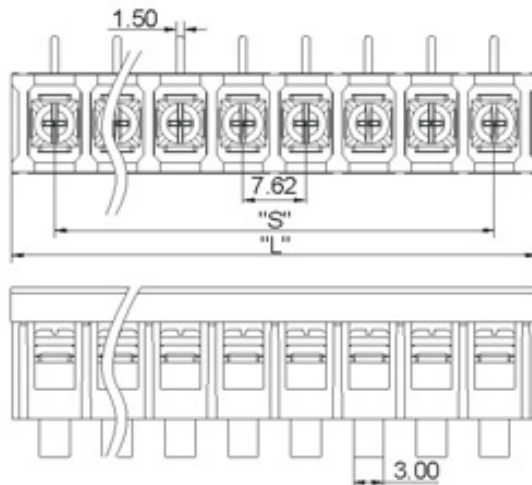


DEGSON ELECTRONICS CO., LTD.

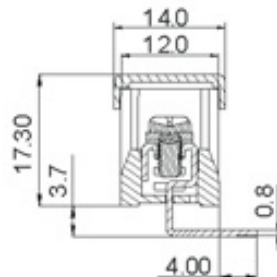
Product Specification



DG28R-B



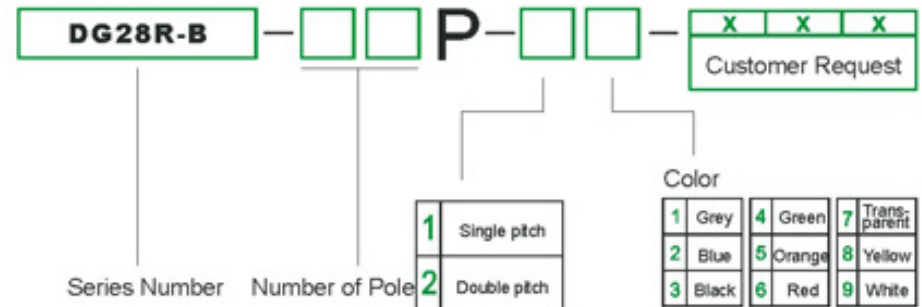
"S"=7.62X(P-1)
"L"=7.62XP+3.05



Poles	2	3	4	5	6	7	8	9	10	11	12	13	14	15
L(mm)	18.29	25.91	33.53	41.15	48.77	56.39	64.01	71.63	79.25	86.87	94.49	102.11	109.73	117.35
S(mm)	7.62	15.24	22.86	30.48	38.10	45.72	53.34	60.96	68.58	76.20	83.82	91.44	99.06	106.68
Poles	16	17	18	19	20	21	22	23	24	25	26	27	28	
L(mm)	124.97	132.59	140.21	147.83	155.45	163.07	170.69	178.31	185.93	193.55	201.17			
S(mm)	114.30	121.92	129.54	137.16	144.78	152.40	160.02	167.64	175.26	182.88	190.50			

Approval		
Electrical		
Standard	UL	IEC
Rated voltage	300V	250V
Rated current	15A	24A
Wire range	22-14AWG	2.5mm ²
With standing voltage	AC2000V/1Min	
Insulation Resistance	500MΩ/DC500V	
Mechanical		
Max. Torque Value	0.5Nm 4.4Lb.in	
Ambient temperature	-40°C~+105°C	
Dimensions		
Pitch	7.62mm(.300")	
Poles	2P-26P	
Material		
Housing	PA66+23%GF, UL94V-0	
Terminal	Brass,0.8t,Tin Plated	
Screws	Steel,M3 Ni Plated	

HOW TO ORDER



 MM (INCH)	 DEGSON ELECTRONICS CO., LTD.
 THIRD ANGLE PROJECTION	NAME DG28R-B