



**PARA LIGHT ELECTRONICS CO., LTD.**

4F, No.1, Lane 93, Chien Yi Road, Chung Ho City, Taipei, Taiwan, R.O.C.

Tel: 886-2-2225-3733

Fax: 886-2-2225-4800

E-mail: [para@para.com.tw](mailto:para@para.com.tw)

<http://www.para.com.tw>

**DATA SHEET**

**PART NO. : C-564G**

**REV : A / 2**

CUSTOMER'S APPROVAL : \_\_\_\_\_

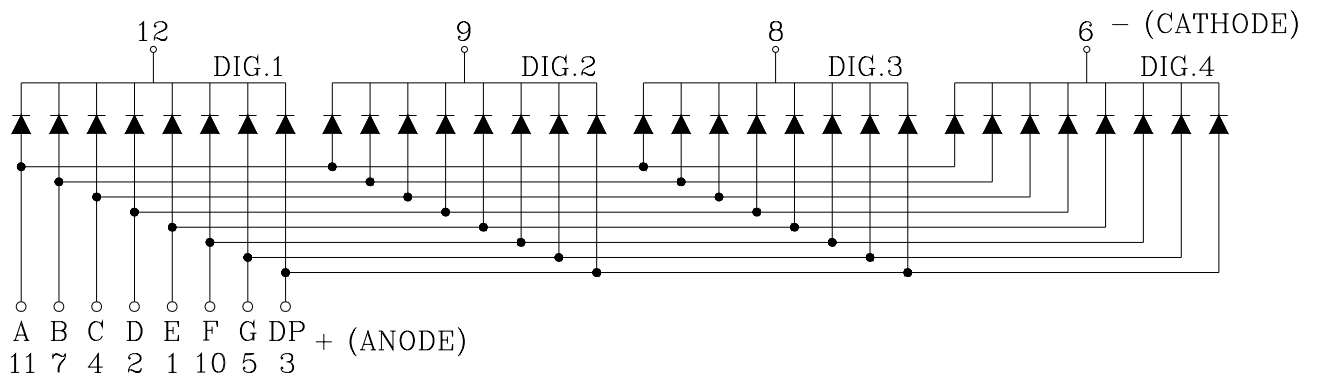
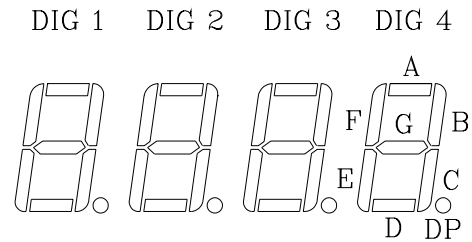
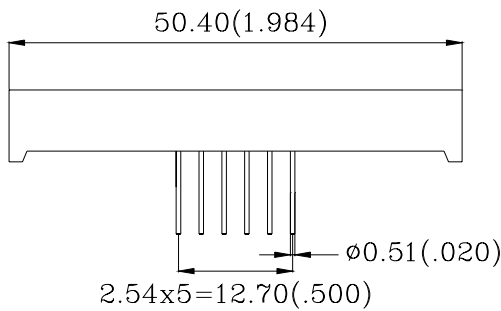
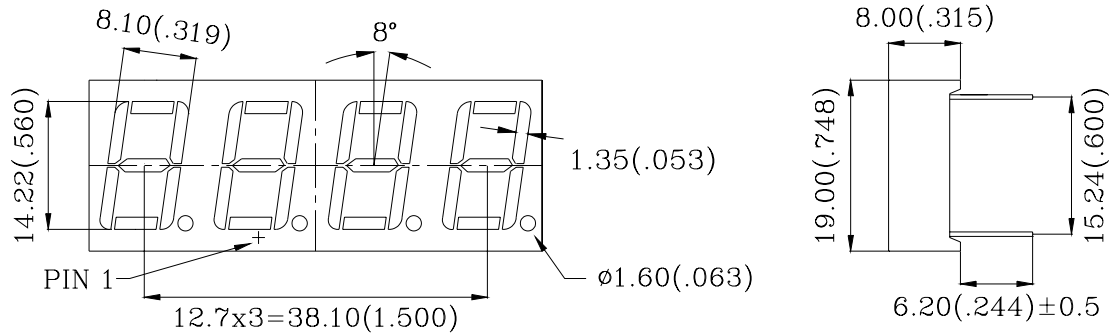
DCC : \_\_\_\_\_

DRAWING NO. : DS-14-03-0037

DATE : 2004-04-15

Page : 1

PACKAGE DIMENSIONS



NOTES : 1. All dimensions are in millimeters. (inches)  
2. Tolerance is  $\pm 0.25(0.010)$ " unless otherwise specified.

**FEATURES**

- \* 14.22mm (0.56 inch ) DIGIT HEIGHT
- \* EXCELLENT CHARACTER APPEARANCE
- \* COMMON CATHODE
- \* I.C. COMPATIBLE
- \* LOW POWER CONSUMPTION

Raw Material : GaP/GaP

ABSOLUTE MAXIMUM RATING : ( Ta = 25°C )

SYMBOL	PARAMETER	YELLOW GREEN	UNIT
PAD	Power Dissipation Per Segment	75	mW
VR	Reverse Voltage Per Segment	5	V
IAF	Continuous Forward Current Per Segment	25	mA
IPF	Peak Forward Current Per Segment (Duty – 0.1,1KHz)	100	mA
–	Derating Linear From 25°C Per Segment	0.33	mA/°C
Topr	Operating Temperature Range	–35°C to 85°C	
Tstg	Storage Temperature Range	–35°C to 85°C	
Solder Temperature 1/16 inch Below Seating Plane for 3 Seconds at 250°C			

ELECTRO-OPTICAL CHARACTERISTICS : ( Ta = 25°C )

SYMBOL	PARAMETER	TEST CONDITION	MIN.	TYP.	MAX.	UNIT
VF	Forward Voltage , Per Segment	IF = 20mA		2.2	2.8	V
IR	Reverse Current , Per Segment	VR = 5V			100	µA
λP	Peak Emission Wavelength	IF = 20mA		568		nm
λD	Dominant Wavelength	IF = 20mA		570		nm
Δλ	Spectral Line Half – Width	IF = 20mA		30		nm
IV	Luminous Intensity Per Segment	IF = 10mA		2.0		mcd

