



AXIAL SILASTIC GUARD JUNCTION STANDARD RECTIFIER

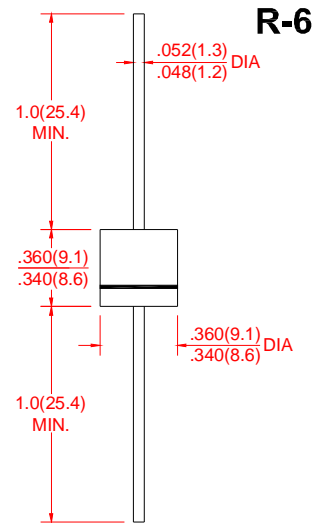
6A05 THRU 6A10	VOLTAGE RANGE	50 to 1000 Volts
	CURRENT	6.0 Ampere

FEATURES

- Low coat construction
- Low forward voltage drop
- Low reverse leakage
- High forward surge current capability
- High temperature soldering guaranteed:
260°C/10 secods/.375”(9.5mm)lead length at 5 lbs(2.3kg) tension

MECHANICAL DATA

- Case: Transfer molded plastic
- Epoxy: UL94V-O rate flame retardant
- Polarity: Color band denotes cathode end
- Lead: Plated axial lead, solderable per MIL-STD-202E method 208C
- Mounting position: Any
- Weight: 0.07 ounce, 2.0 grams



MAXIMUM RATINGS AND ELECTRICAL CHARACTERISTICS

Dimensions in inches and (millimeters)

- Ratings at 25°C ambient temperature unless otherwise specified
- Single Phase, half wave, 60Hz, resistive or inductive load
- For capacitive load derate current by 20%

	SYMBOLS	6A05	6A1	6A2	6A4	6A6	6A8	6A10	UNITS
Maximum Repetitive Peak Reverse Voltage	V_{RRM}	50	100	200	400	600	800	1000	Volts
Maximum RMS Voltage	V_{RMS}	35	70	140	280	420	560	700	Volts
Maximum DC Blocking Voltage	V_{DC}	50	100	200	400	600	800	1000	Volts
Maximum Average Forward Rectified Current 0.375”(9.5mm) lead length at $T_A=60^\circ\text{C}$	$I_{(AV)}$	6.0							Amps
Peak Forward Surge Current 8.3mS single half sine wave superimposed on rated load (JEDEC method)	I_{FSM}	300							Amps
Maximum Instantaneous Forward Voltage @ 6.0A	V_F	0.95							Volts
Maximum DC Reverse Current at Rated DC Blocking Voltage per element	$T_A = 25^\circ\text{C}$	10							μAmps
	$T_A = 100^\circ\text{C}$	1.0							mAmps
Maximum Full Load Reverse Current, full cycle average 0.375”(9.5mm)lead length at $T_L=105^\circ\text{C}$	$I_{R(AV)}$	1.0							mAmps
Typical Junction Capacitance (Note 1)	C_J	150							pF
Typical Thermal Resistance (Note 2)	$R_{\theta JA}$	10							$^\circ\text{C/W}$
Operating Junction Temperature Range	T_J, T_{STG}	-55 to +150							$^\circ\text{C}$

Notes:

1. Measured at 1.0MHz and Applied Reverse Voltage of 4.0V Volts.
2. Thermal Resistance from junction to Ambient at .375”(9.5mm)lead length, P.C.board mounted with 1.1”× 1.1”(30× 30mm)copper heatsink.



AXIAL SILASTIC GUARD JUNCTION STANDARD RECTIFIER

6A05 THRU 6A10

**VOLTAGE RANGE
CURRENT**

**50 to 1000 Volts
6.0 Ampere**

RATING AND CHARACTERISTIC CURVES 6A05 Thru 6A10

FIG.1-TYPICAL FORWARD CURRENT DERATING CURVE

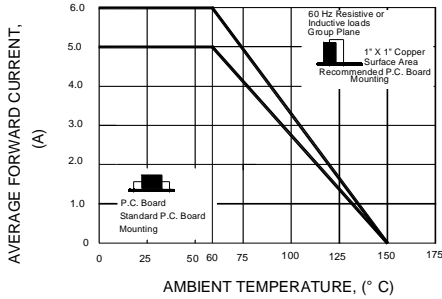


FIG.2-MAXIMUM NON-REPETITIVE PEAK FORWARD SURGE CURRENT

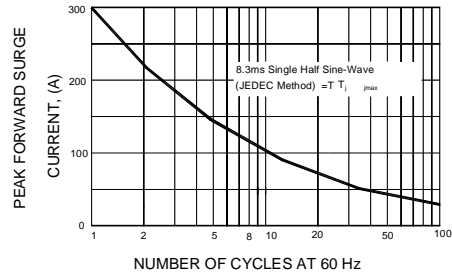


FIG.3-TYPICAL INSTANTANEOUS FORWARD CHARACTERISTICS

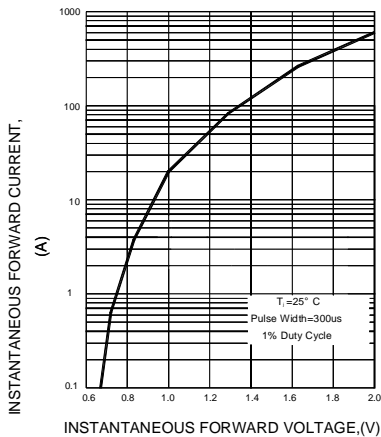


FIG.4-TYPICAL REVERSE CHARACTERISTICS

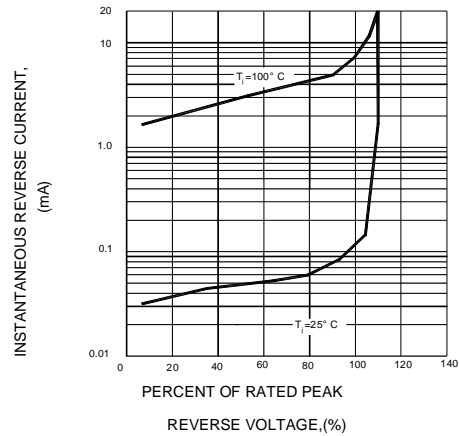


FIG.5-TYPICAL JUNCTION CAPACITANCE

